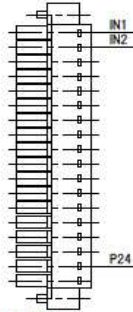
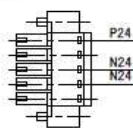


ASG-ENRH-SH02 Wiring Diagram

PIO (IN) CONNECTOR PART



DC (OUT) PART



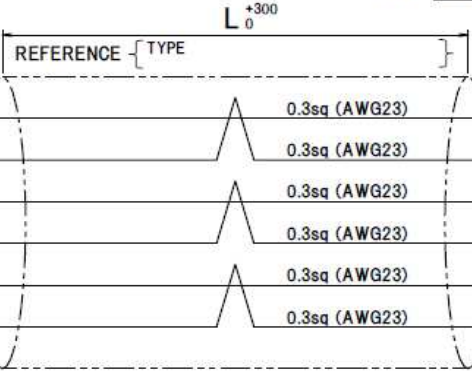
PIO (IN) PART

NAME	PIN
START	1
REVERSE	2
Controlling Signal	17
Power Input COM	18

DC OUT PART

NAME
DC+24V OUTPUT
DC+24V OUTPUT

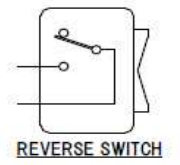
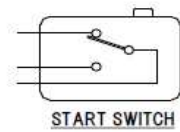
Peel Coating for 5mm, Pre-Solder and Solder
Black to Black/White, then Add Heat-



BLACK
BLACK/WHITE
RED
RED/WHITE
GREEN
GREEN/WHIT

QUICK DISCONNECT #187 SERIE TMEDN-480509

QUICK DISCONNECT #187 SERIE TMEDN-480809



Peel Coating for 10mm, Bend Core Line and Crimp TAB Terminal

